

INREV Vehicles Universe

The INREV Vehicles Universe reached 576 vehicles at the end of December 2024 with a total gross asset value (GAV) of €475.4 billion. This quarter's release includes two more active vehicles than last quarter's release. Six vehicle launches were reported in 2023, four in 2024 and two in 2025.

The traditional property sectors industrial/logistics, office, residential and retail account for 87% of the single sector vehicles in the Universe by GAV. Industrial/logistics represents only 12% by number of all single sector vehicles, but 28% by GAV.

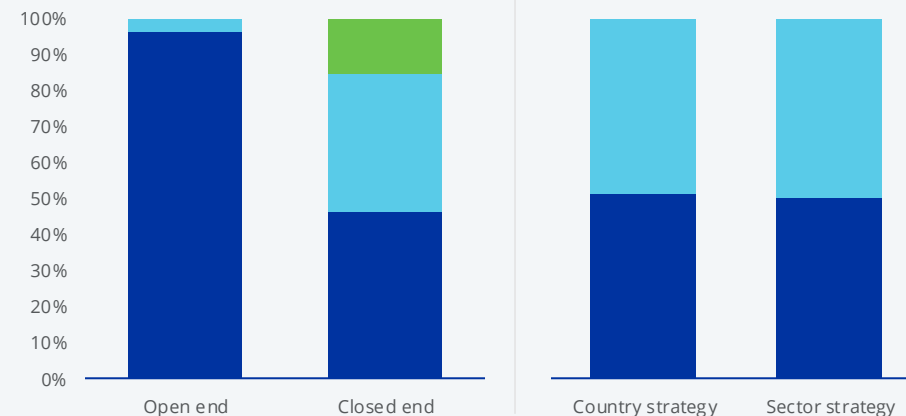
298 funds follow a single country strategy, of which 75% focus on the four main geographies. The Germany focused funds have the largest representation in the Universe amongst single country focused funds, at 35%.

See the full sample: [INREV Vehicles Universe](#)

Vehicle style, structure and strategy

■ Core ■ Value-added ■ Opportunity

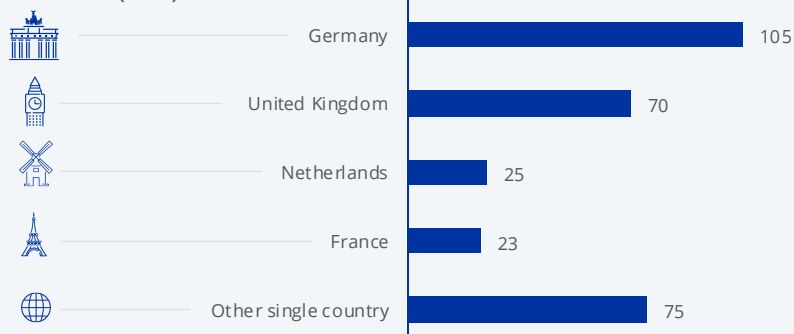
Number of vehicles (576)



Country and sector strategy breakdown

Single country vehicles target country

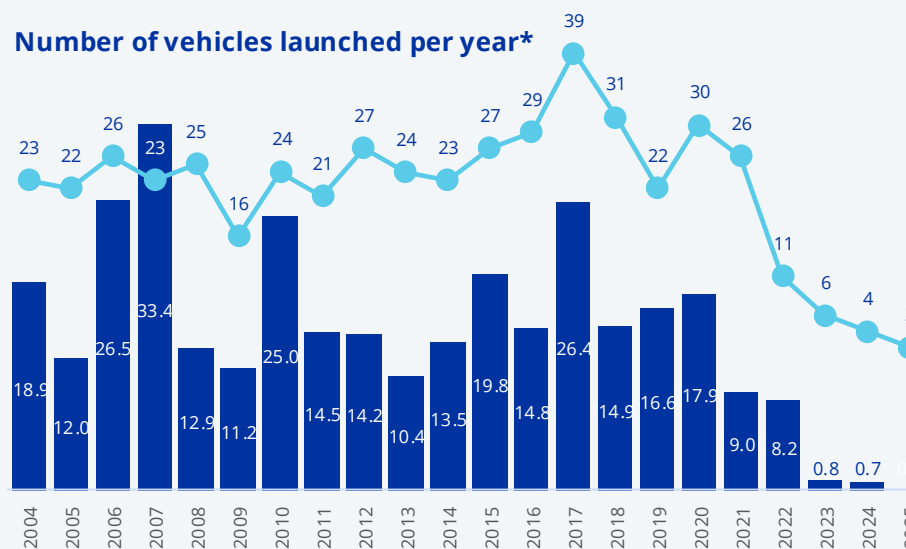
Number of vehicles (298)



Universe composition by vintage year

■ GAV (€ billion) ● Number of vehicles

Number of vehicles launched per year*



* Not included in this graph: 93 vehicles launched between 1966 and 2003

Single sector vehicles target sector

Number of vehicles (291)

