

INREV Vehicles Universe

The INREV Vehicles Universe reached 578 vehicles at the end of June 2024 with a total gross asset value (GAV) of €472.9 billion. This quarter's release includes three more vehicles than last quarter's release. Five vehicle launches were reported in 2023 and two in 2024.

The traditional property sectors industrial/logistics, office, residential and retail account for 87% of the single sector vehicles in the Universe by GAV. Industrial/logistics represents only 12% by number of all single sector vehicles, but 28% by GAV.

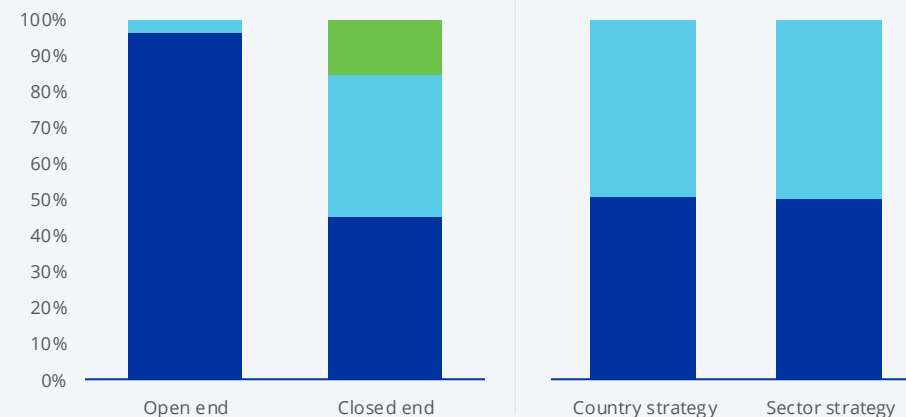
296 funds follow a single country strategy, of which 75% focus on the four main geographies. The Germany focused funds have the largest representation in the Universe amongst single country focused funds, at 36%.

See the full sample: [INREV Vehicles Universe](#)

Vehicle style, structure and strategy

■ Core ■ Value-added ■ Opportunity

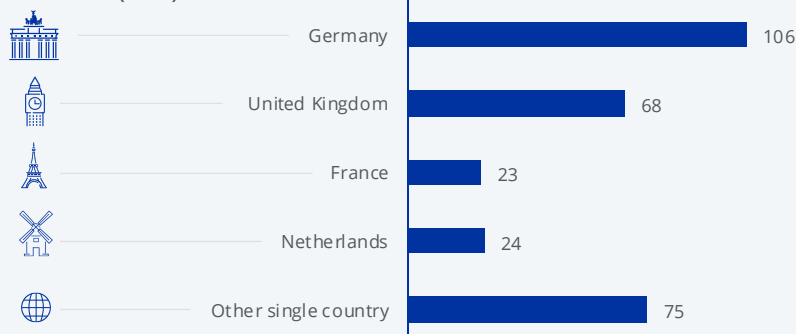
Number of vehicles (578)



Country and sector strategy breakdown

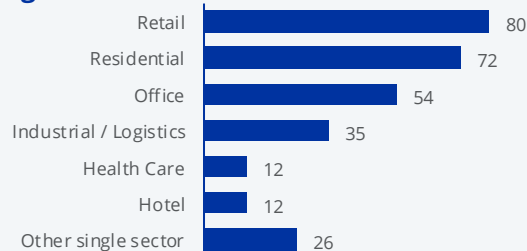
Single country vehicles target country

Number of vehicles (296)



Single country vehicles target sector

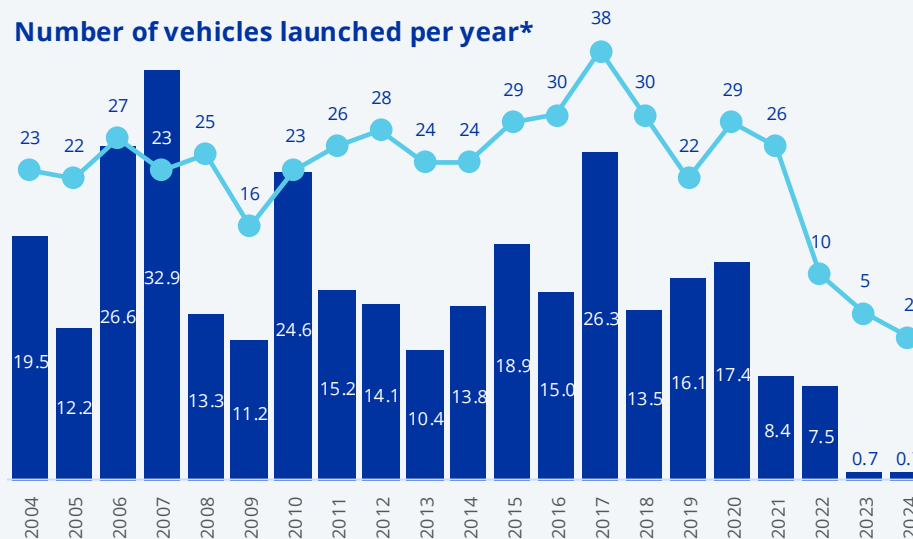
Number of vehicles (291)



Universe composition by vintage year

■ GAV (€ billion) ● Number of vehicles

Number of vehicles launched per year*



* Not included in this graph: 85 vehicles launched between 1966 and 2002