

# INREV Vehicles Universe

The INREV Vehicles Universe featured 575 vehicles at the end of March 2024 with a total gross asset value (GAV) of €470.1 billion. This quarter's release includes three less vehicles than last quarter's release. Only two vehicle launches were reported in 2023.

The traditional property sectors industrial/logistics, office, residential and retail account for 87% of the single sector vehicles in the Universe by GAV. Industrial/logistics represents only 12% by number of all single sector vehicles, but 28% by GAV.

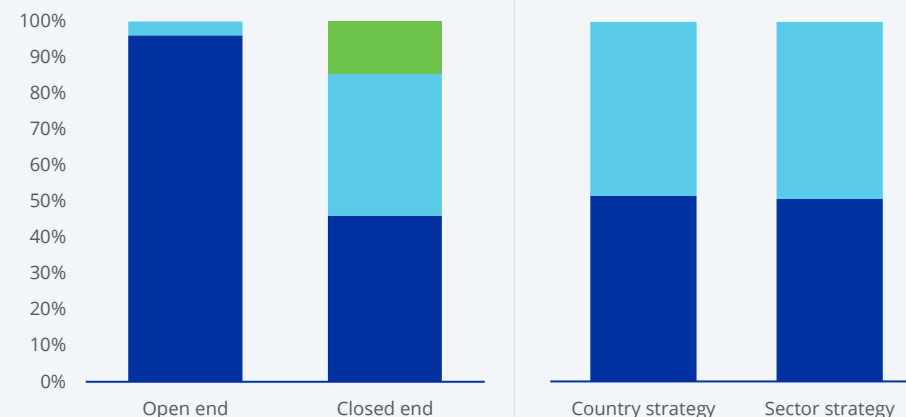
297 funds follow a single country strategy, of which 75% focus on the four main geographies. The Germany focused funds have the largest representation in the Universe amongst single country focused funds, at 35%.

See the full sample: [INREV Vehicles Universe](#)

## Vehicle style, structure and strategy

■ Core ■ Value-added ■ Opportunity

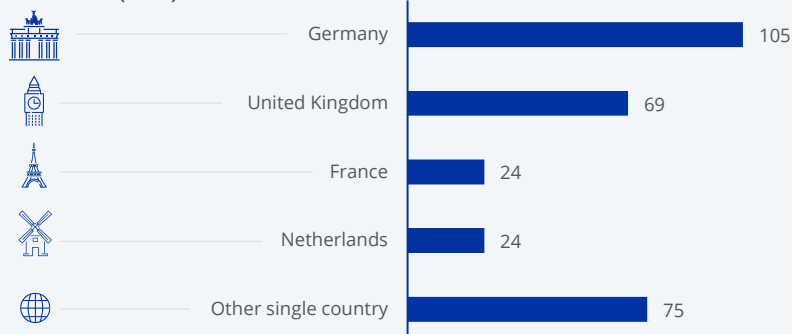
### Number of vehicles (575)



## Country and sector strategy breakdown


### Single country vehicles target country

Number of vehicles (297)



### Single country vehicles target sector

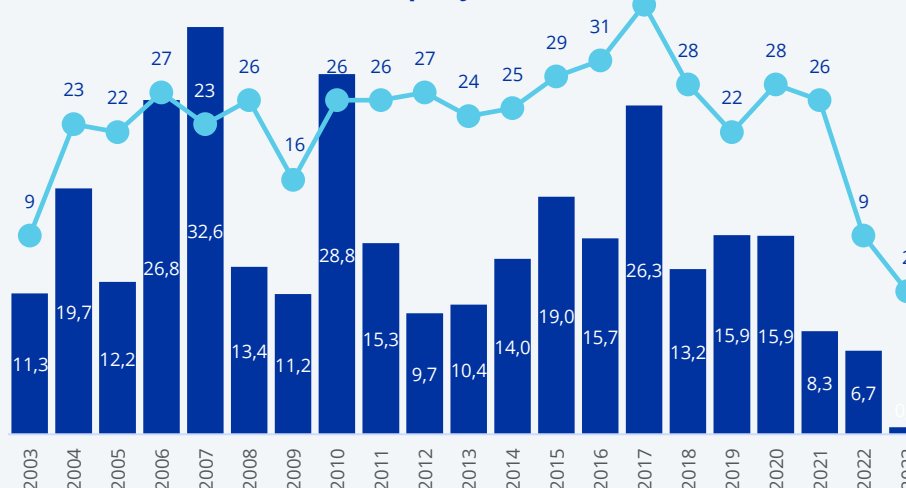
Number of vehicles (292)



## Universe composition by vintage year

■ GAV (€ billion) ● Number of vehicles

### Number of vehicles launched per year\*



\* Not included in this graph: 85 vehicles launched between 1966 and 2002